

# NJSLA Science Score Report

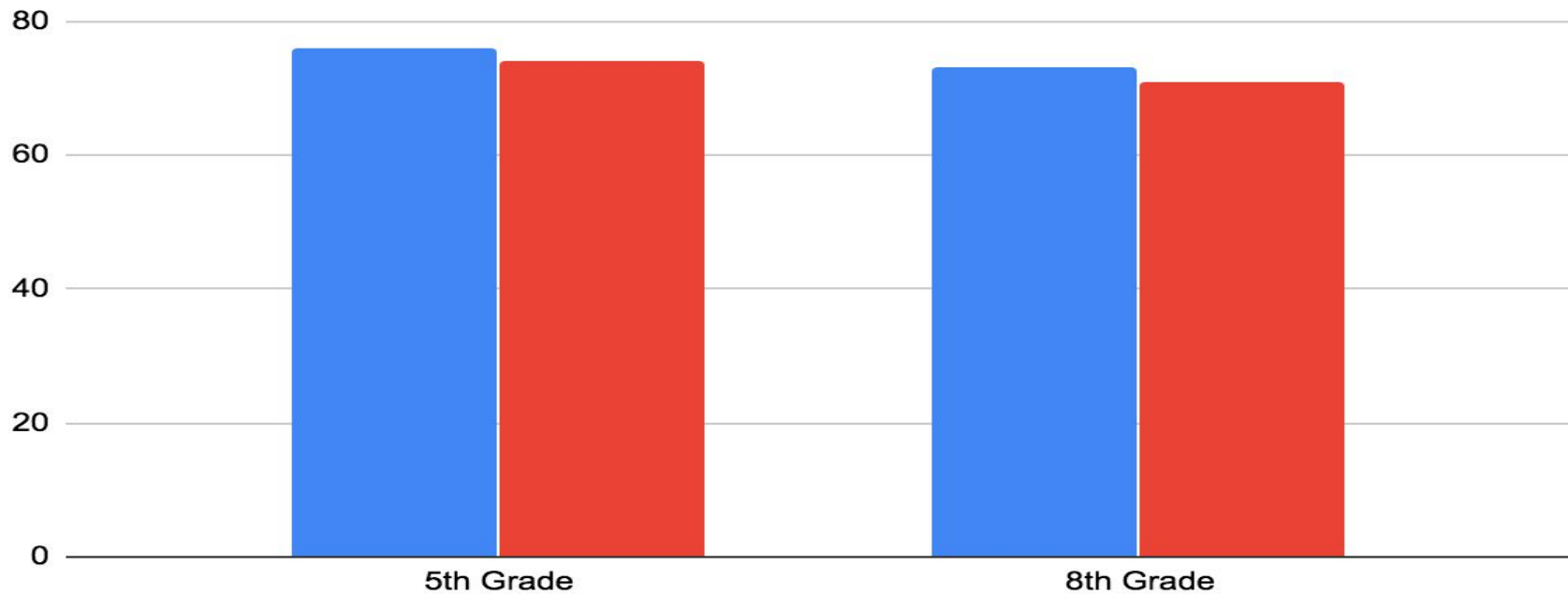
2018-2019

A dark blue diagonal graphic that starts from the bottom left corner and extends towards the top right corner, covering the lower half of the page.

The NJSLA Science was administered to 5th and 8th grade students in the spring of 2019.

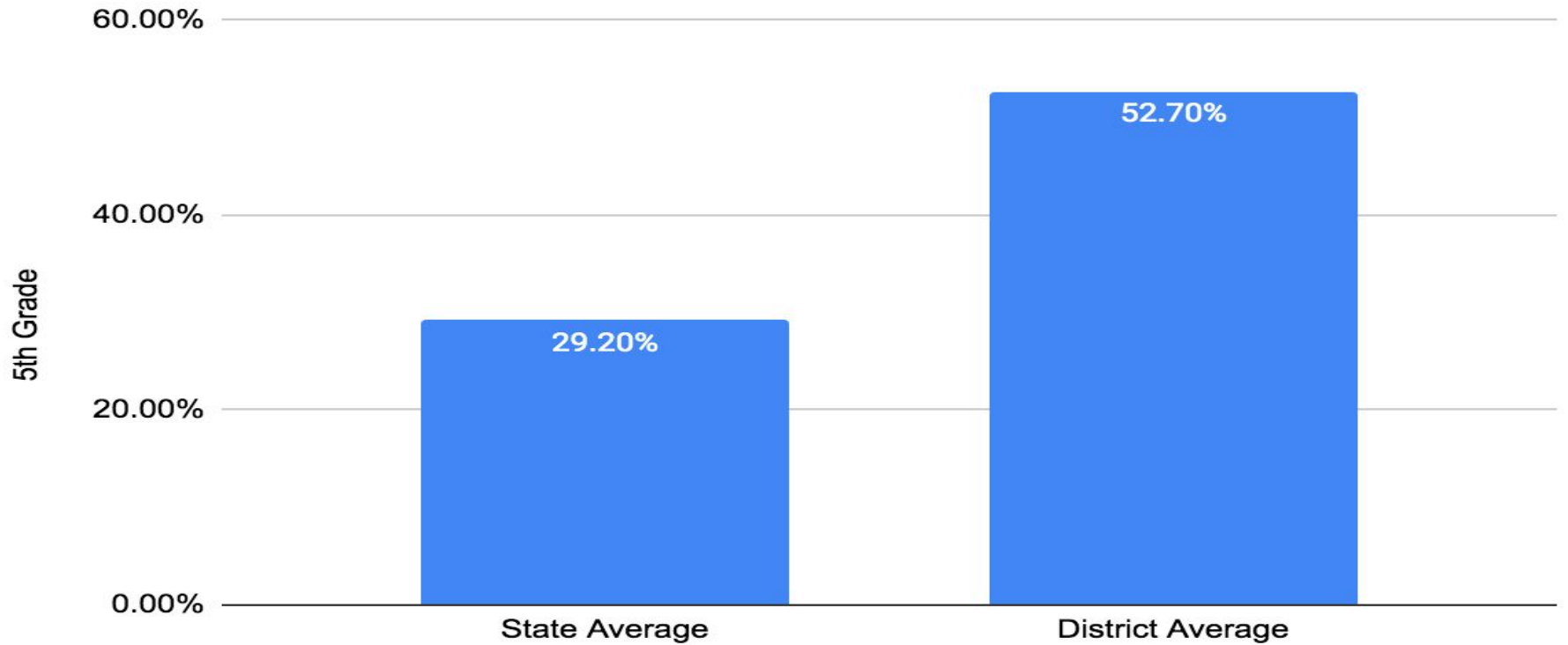
# Number of Student Records and Number of Scores Reported

■ Number of Student Records   ■ Number of Scores Reported



5th and 8th Grade Participation Rate

## 5th Grade State and District Average Levels 3 and 4



Grade 5 - State and District Average - Levels 3 and 4

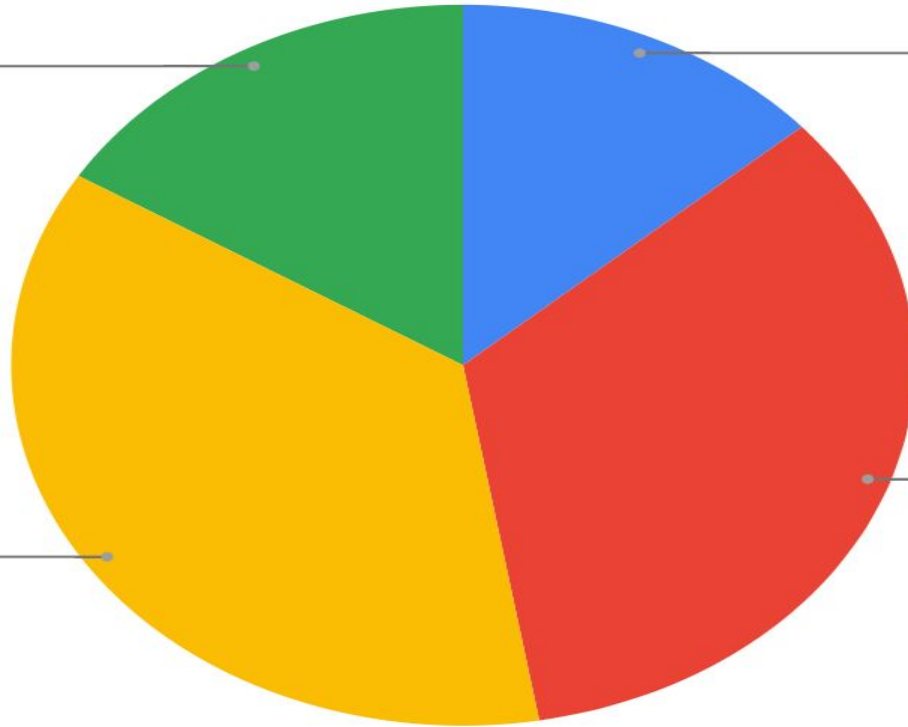
# Grade 5 Performance Levels

**Level 4**  
16.2%

**Level 1**  
13.5%

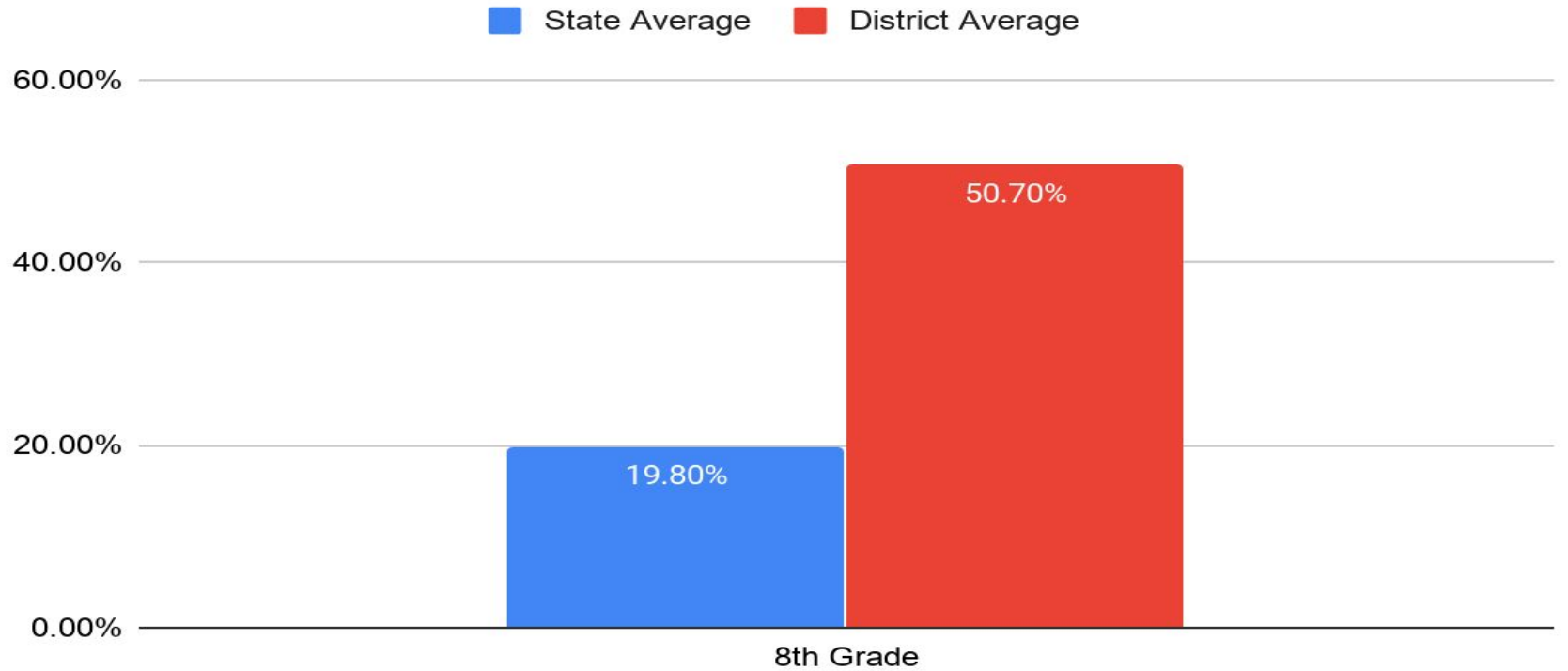
**Level 2**  
33.8%

**Level 3**  
36.5%



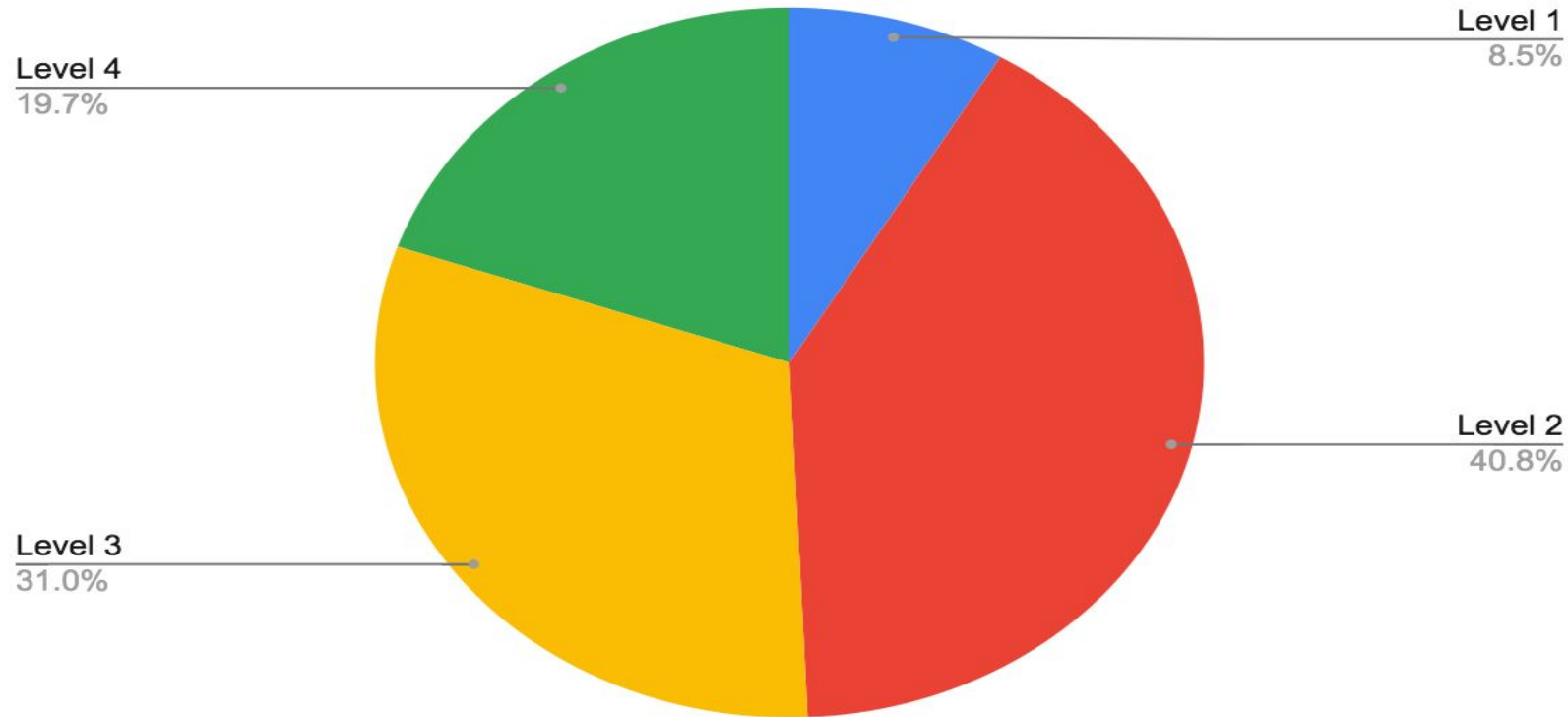
Grade 5 Performance Levels

## Grade 8 State Average and District Average - Level 3 and 4



Grade 5 State and District Average - Level 3 and 4

# Grade 8 Performance Levels



Grade 8 Performance Levels

# Subgroup Performance Levels

*Not all subgroups are reported based on FERPA guidelines.*



# Science N.J.S.L.A. Grade 5 Subgroup Performance Levels

	Total	No Score	Valid Scores	Average Scale	Level 1		Level 2		Level 3		Level 4	
					#	%	#	%	#	%	#	%
District	76	2	74	199	10	13.5%	25	33.8%	27	36.5%	12	16.2%
Female	40	2	38	196	6	15.8%	13	34.2%	13	34.2%	6	15.8%
Male	36	0	36	201	4	11.1%	12	33.3%	14	38.9%	6	16.7%
Asian	26	0	26	211	5	19.2%	3	11.5%	11	42.3%	7	26.9%
White	43	2	41	189	5	12.2%	19	46.3%	13	31.7%	4	9.8%
N.E.D..	76	2	74	199	10	13.5%	25	33.8%	27	36.5%	12	16.2%

## Science NJSLA Grade 8 Subgroup Performance Levels

	Total	No Score	Valid Scores	Average Scale	Level 1		Level 2		Level 3		Level 4	
					#	%	#	%	#	%	#	%
District	73	2	71	197	6	8.5	29	40.8	22	31	14	19.7
Female	39	1	38	192	2	5.3	19	50	13	34.2	4	10.5
Male	34	1	33	203	4	12.1	10	30.3	9	27.3	10	30.3
Asian	19	0	19	213	0	0	6	31.6	7	36.8	6	31.6
White	47	2	45	194	4	8.9	22	48.9	12	26.7	7	15.6
N.E.D.	72	2	70	197	6	8.6	29	41.4	22	31.4	13	18.6

# Intervention Strategies

- Current work among all staff includes aligning assessments to New Jersey State Learning Standards.
- Continued implementation and data analysis of 7th grade Northern Valley science CRT.
- Science department also working on developing project-based assessments aligned to standards.